



Welcome guide

National Museums Liverpool
Museums Liverpool National
Liverpool National Museum

World Museum

National
Museums
Liverpool





Welcome to World Museum

This is the entrance to World Museum.

This guide will help you find your way around the museum, if you have any questions please ask a member of staff to help you.

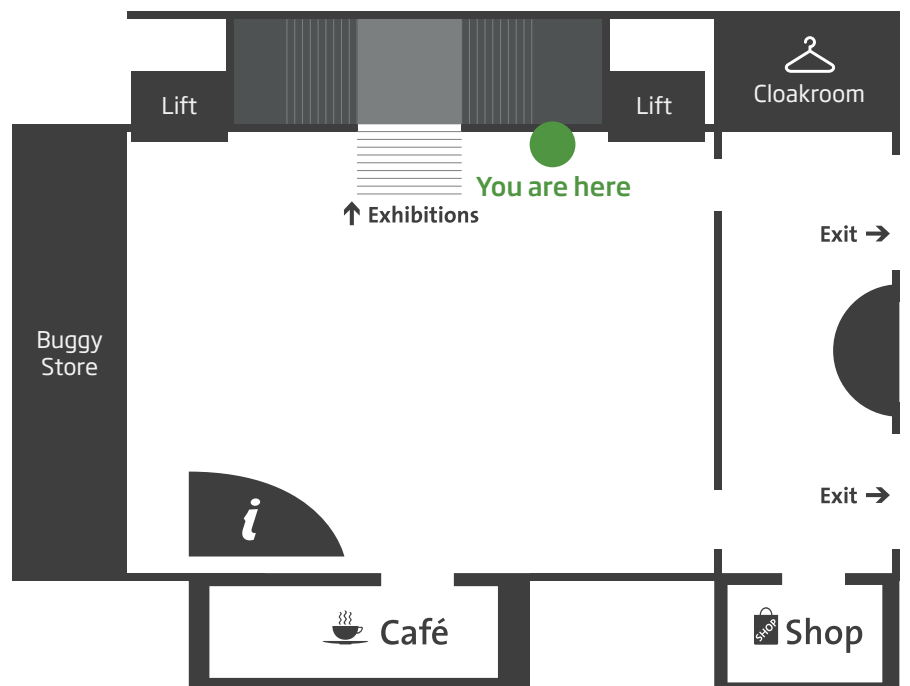
Staff wear blue shirts and name badges. Some wear yellow high visibility jackets.



Fire Alarms

If the fire alarm sounds please follow staff instructions and ask for assistance if required.

Ground Floor plan





Ground Floor

Cloakroom and security checks

As you enter the Museum we are conducting random bag checks as a safety measure. If you are carrying a large bag we may ask to take a look inside it.

The Atrium

Inside the entrance is an area called The Atrium. It is a meeting place for many of our visitors and school groups.

We may have special performances taking place here, you can check our website for these before visiting.
liverpoolmuseums.org.uk/events

In our Atrium you can use the lifts and stairs on the right to get to the galleries.

At the back of the Atrium is a buggy park, you can leave your buggies here if you choose.





Information desk

In our Atrium on the left hand side is the Information Desk.

Staff can help with any questions:

- if you have any problems in the museum.
- if you want to know what events are happening and when they will happen.
- if you get separated from a group.
- if you have lost property in the museum.
- if you want to buy Planetarium tickets.
- if you want to collect free tickets for shows in the Treasure House Theatre.

You can let us know how your visit was by writing your opinion in the Visitor Book.



Toilets

These are the symbols for the different toilets you will find around the building.

The symbols will either be next to the toilet or a picture on the toilet door.

There are toilets on every floor.

The ground floor toilets are found in the café in the additional seating area.

The Changing Places toilet is on the first floor. You can request a RADAR key from the Information desk.

Baby changing facilities can be found on Floors 2,3,4 and 5.





Food and drink

The Café can be found to the left of the Atrium on the Ground Floor and serves hot lunches, sandwiches, cakes and drinks.

You may only eat food and drink bought in the Museum in the café. There is a picnic area on the Fourth Floor where you can eat your own food.

Lifts and stairs

There are two lifts that go to every floor of the museum to the right of the Atrium. There are signs outside and inside the lifts to tell you what is on each floor.

The lifts have glass walls but a solid floor.

There are stairs by the lifts which take you to the upper floors.

It is usually quicker to use the stairs than wait for a lift.

You might prefer to take a lift to Floor 5 and walk down the stairs.





FIRST FLOOR

The Aquarium

The Aquarium is where the live sea creatures live. It is quite dark, with some bright lights in the tanks and label panels. You might hear the pumps making water flow in the tanks, and there are some videos with sound. Our Aquarium classroom is open to the public when not being used by groups.

Treasure House Theatre

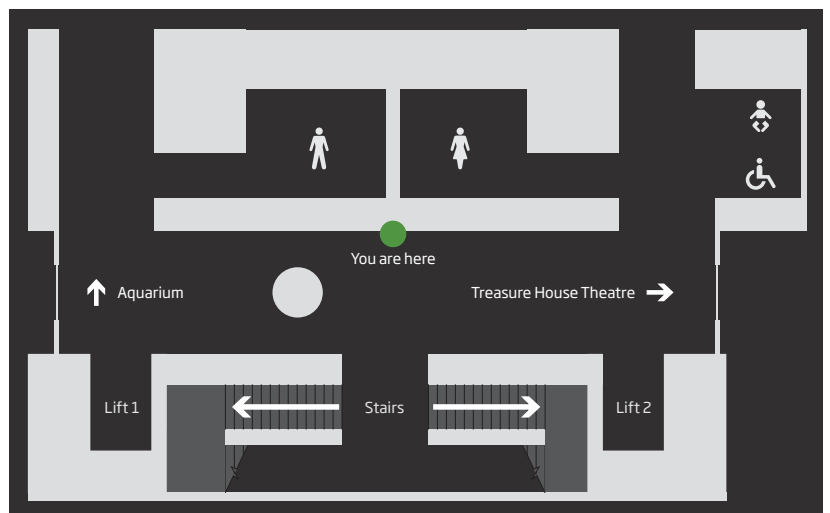
The Treasure House Theatre is mostly used for school groups. At weekends and school holidays it can be used for special events which you can find on our website.

liverpoolmuseums.org.uk/events

You can collect free tickets from the Information Desk for these events. If it is empty you can use the lobby of the Treasure House Theatre as a quiet space.



First Floor plan





SECOND FLOOR

Bug House

The Bug House entrance is made to look like a sewer pipe with a giant fly inside.

We have some live bugs like tarantulas, scorpions, beetles and stick insects in the Bug House. They are all inside tanks and can't get out.

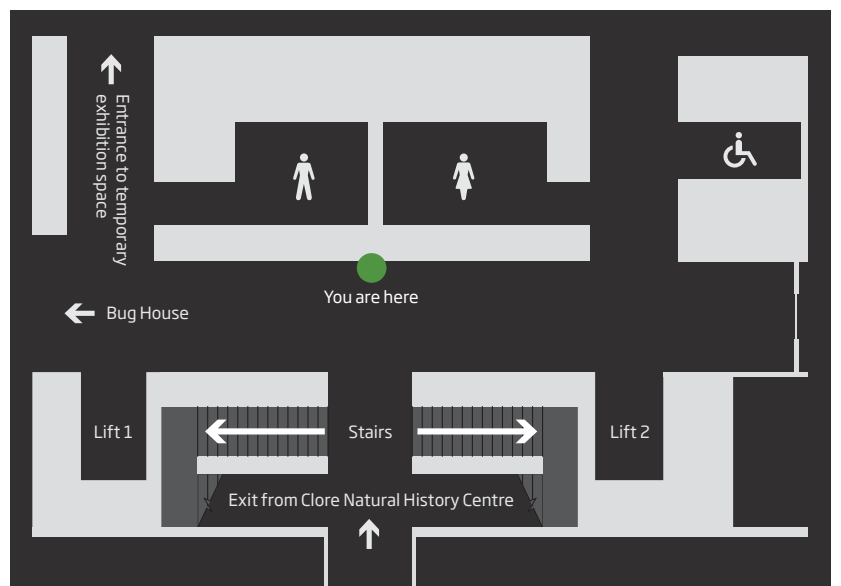
To exit the Bug House, retrace your steps and leave through the same door you came in.



Clore Natural History Centre

This interactive hands on space is the place to come to get your hands on more than 10,000 of the most unusual and fascinating items from our huge natural science collections.

Second Floor plan





THIRD FLOOR

Ancient Egypt

Ancient Egypt is much more than just pyramids, mummies and hieroglyphs. Join us on a 5,000 year journey to discover what life was really like.

Come and explore our Mummy Room to find out how people achieved eternal life. Read spells from the Book of the Dead and smell ingredients used in mummification. You can access this gallery via a ramp or a small flight of stairs. There are human remains on display in this gallery and some rooms are particularly dark. There is a small lift at the back of the Gallery that provides access to Floors 3, 4 and 5.



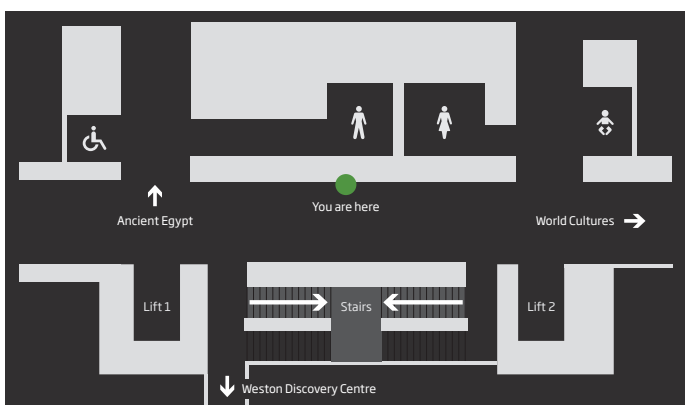
Weston Discovery Centre

In the Weston Discovery Centre you can learn about human history through the ages.

World Cultures Gallery

The World Cultures gallery showcases National Museums Liverpool's huge collections from Africa, The Americas, Asia and Oceania. Featuring more than 1,600 objects, the gallery explores the exchange of ideas and objects between Europe and the many cultures represented in the displays.

Third Floor plan:





Dinosaurs Gallery

FOURTH FLOOR

Dinosaur Gallery

Come face to face with life-size casts of the skeletons of ferocious dinosaurs! When you reach the end you will find bones of mammoths and cave bears of the Pleistocene Ice Age.

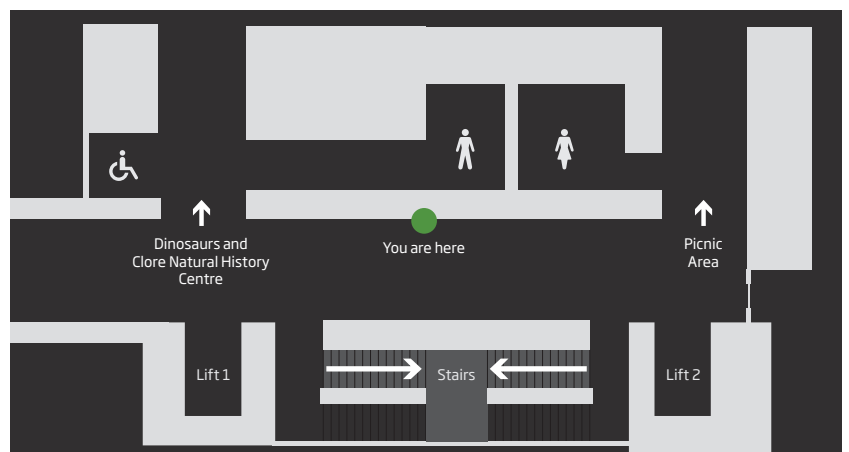
The Natural World Gallery

The Natural World section has different levels to explore and lots of preserved animals. It is quite dark.



The Natural World Gallery

Fourth Floor plan





The picnic area

Picnic area

The Natural World Gallery leads to the picnic area where you are welcome to eat your own food.

The small lift which leads to the Egypt Gallery and Planetarium can be found next to the Picnic Area.

FIFTH FLOOR

Skyline Room



Skyline Room

This is a lunch room for schools and pre-booked groups. It's not open to the public unless there is a special event taking place.



The Time and Space Gallery

FIFTH FLOOR

The Time and Space Gallery

This Gallery includes objects used to explain space exploration including space rockets. There is a short flight of stairs leading down towards the Planetarium, a stair lift is provided for visitors.

The Planetarium

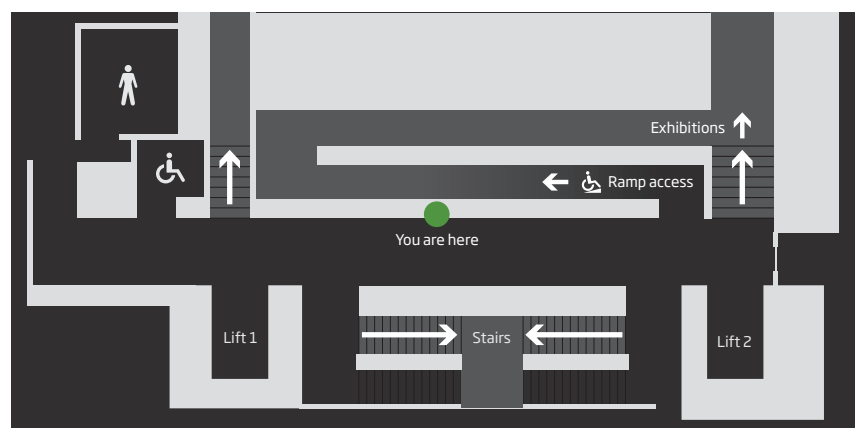
Blast off on a spectacular journey through space and time, learning about the Universe on your way. Buy your tickets on the day in venue.



The Planetarium

Shows about space are shown on a big dome above your head. There is one free show every day and this will be the 10 minute 'The sky at night' show. Free tickets will be available at the information desk. Tickets are available on the day of the show from 10am until 15 minutes before the show starts (or until they are all gone, whichever is sooner). Tickets are available from the information desk on the ground floor or can be bought online at www.liverpoolmuseums.org.uk/planetarium.

Fifth Floor plan



Open daily 10am - 5pm*

Walker Art Gallery

1

William Brown Street, L3 8EL
0151 478 4199

World Museum

2

William Brown Street, L3 8EN
0151 478 4393

Museum of Liverpool

3

Pier Head, L3 1DG
0151 478 4545

**Merseyside Maritime Museum /
International Slavery Museum /
Seized! The Border and Customs
Uncovered**

4

Albert Dock, L3 4AQ
0151 478 4499

Lady Lever Art Gallery

5

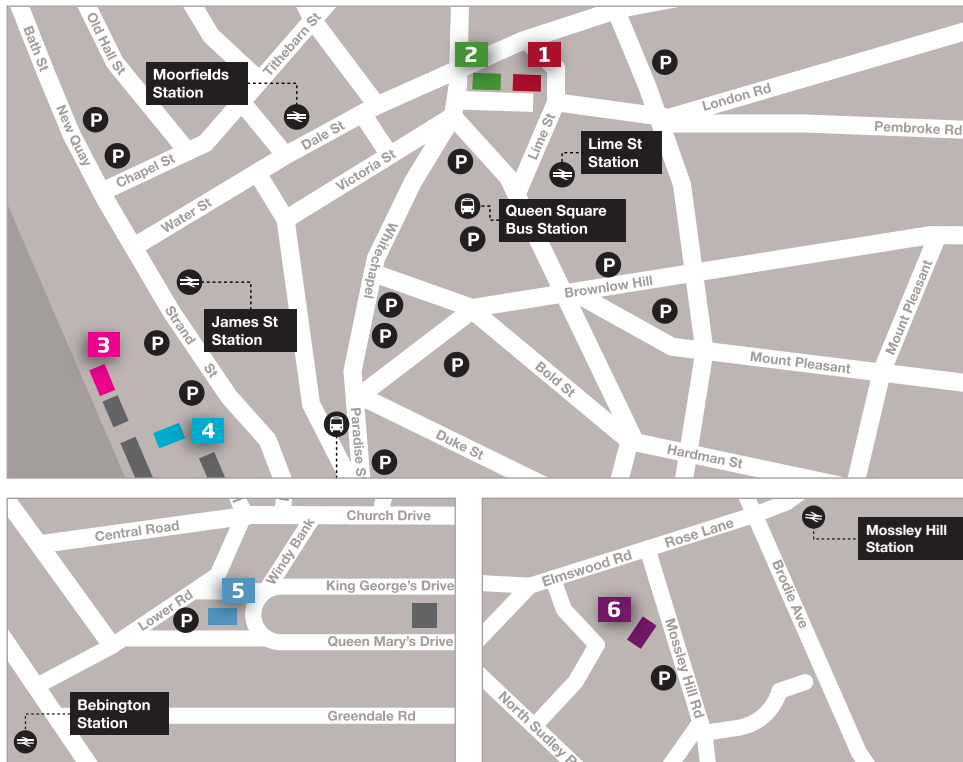
Port Sunlight Village, CH62 5EQ
0151 478 4136

Sudley House

6

Mossley Hill Road, L18 8BX
0151 478 4016

*All of our venues are open 10am-5pm every day except on 24, 25, 26 and 31 December and 1 January, when they are closed all day.



We hope that you enjoy your visit

If you have any questions, please ring the Information Desk on 0151 478 4393