




World Museum

William Brown Street,
Liverpool,
UK L3 8EN

Visual Story



Contents

- Welcome to the World Museum
- Getting here
- Getting into the building
- Getting ready to explore
- Toilets and baby changing
- Accessible and Changing Places toilets
- Lockers and buggy park
- Cafe and picnic area
- Shop
- Seating
- Audio guides and Floor plan
- Lifts
- Stairs
- First Floor - The Aquarium
- Second Floor - The Bug House
- Second Floor- Clore Natural History Centre
- Third Floor- Ancient Egypt gallery
- Third Floor- World Cultures gallery
- Third Floor- Art Installation: I, too, am a survivor
- Fourth Floor galleries - Dinosaurs and The Natural World
- Dinosaurs and The Natural World - continued
- Fifth Floor - The Time and Space gallery
- The Planetarium
- Contact information

Welcome to World Museum

This **Visual Story** will help you plan how to get in and around the museum and prepare for what you might see and do.

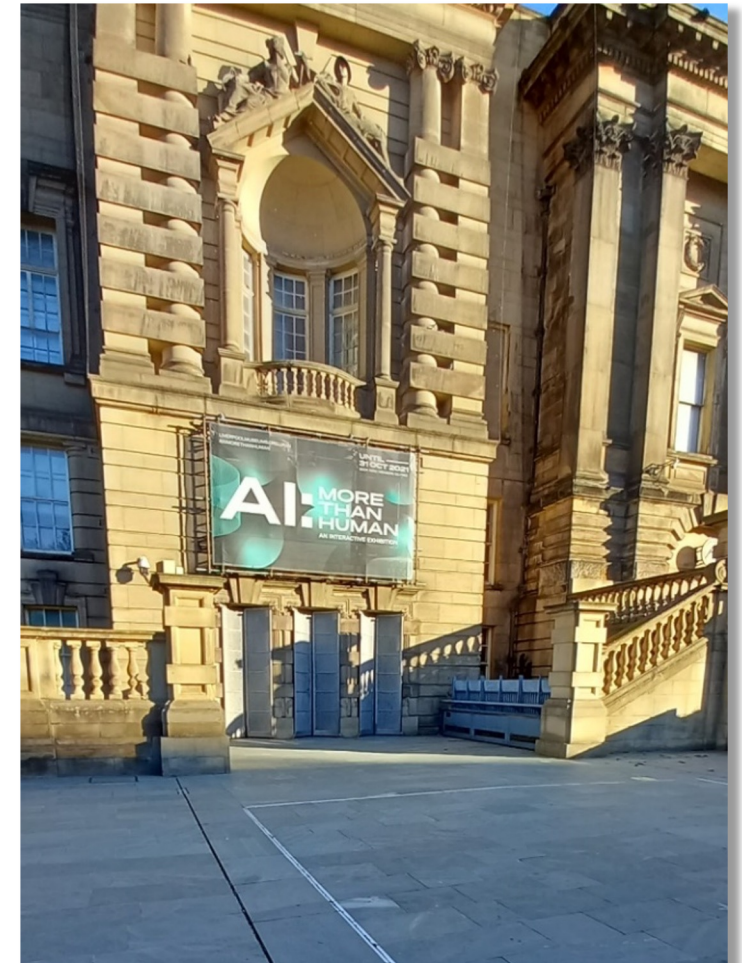
We are committed to making our Museums and Art Galleries as inclusive and accessible as possible and so we have thought about the needs of people with a wide range of disabilities and neurodiverse conditions like Autism, Dyspraxia and ADHD.

It's free to visit the World Museum and donations are welcome. However, there is a charge for the Planetarium and some temporary exhibitions.

This guide contains information about our main collections. We sometimes have to close certain rooms for maintenance.

If there is a room or object you particularly want to see ,we recommend that you contact us to check that it is on display.

Our contact details can be found on the last page of this guide.



Main entrance of the World Museum

Getting here

Transport: You can visit the World Museum by bike, car, train, bus, ferry, or walking. Our website provides more details about different ways to get here:

<https://www.liverpoolmuseums.org.uk/world-museum#section--getting-here>

Useful things to know: Outside the entrance there is cobbled floor surface

William Brown Street holds busy events such as Christmas fairs, so please do contact museum staff if this may affect your visit.

Accessible parking: There are **two accessible car parking spaces** on William Brown Street with a limited number of blue badge spaces which are owned by Liverpool City Council and **cannot be reserved**.

Guide Dogs are welcome. If you plan to visit with an assistance animal other than an assistance dog, please get in touch 7 days prior to your visit to discuss your request with us so we may best accommodate your visit where reasonably practicable.



The cobbled floor area leading to the World Museum



Accessible car parking spaces available for the World Museum

Getting into the building

There is a level floor surface leading to the main entrance.

If you arrive at the museum early there is a concrete bench available while you wait for the museum to open.



Level floor surface and concrete bench outside the museum

The main entrance of World Museum is level flooring with an option to walk up a small number of steps to access the museum.

There are **three doorways** to enter the building, these are **opened for you by museum staff at 10am**, except on Mondays when the museum is closed, excluding Bank Holiday Mondays.



The entrance to World Museum

Getting ready to explore

Information desk: The information desk is on the Ground Floor.

Here you can purchase tickets to the Planetarium and temporary exhibitions.

Please note the **Planetarium has a changing programme of different shows, some include closed captions, ask our staff for more details.**

Our staff wear bright pink lanyards, grey/black polo tops and name badges.

Fire Alarm: If the fire alarm sounds, please follow staff instructions and ask for assistance if required. Fire alarm tests are planned, if unexpected loud noises are a concern to you, please call the museum in advance to check when the next test will take place.



Information desk with high and low sections. A digital screen is above the desk

Toilets and baby changing

There are toilets on all levels of the museum and baby changing facilities available on Floors 2,3,4 and 5.

Many of the toilets include black accessories and some include small stoma shelves.

Please note some facilities may be closed.

Do contact the museum ahead of your visit if you would like further information.

There is currently a gender-neutral accessible toilet on each floor excluding the Ground Floor.



Ambulant mobility toilet available at the World Museum

Changing Places toilet

There is a Changing Places facility on the First Floor operated via a RADAR key.

You will need your own hoist sling to use this facility. Do contact staff for further information about the hoist

Further details are available from the Changing Places website: <https://www.changing-places.org/find?toilet=722>

You do not need a RADAR key for the Accessible Toilets which are available on all floors

There is a stoma shelf available in the Changing Places toilet.



Changing Places toilet, with navy blue grab rails and toilet accessories including a stoma shelf.

Lockers and buggy park

Lockers available on the ground floor and can be hired for £2 plus a £3 refundable deposit when you empty your locker and return the token. You can purchase a locker token from the staff at the entrance.

There are several lockers available at a variety of heights and sizes.

The lockers have Braille and embossed labels.

A buggy park is available on the Ground Floor.

Security

Our security team will help ensure you have an enjoyable visit. We do use security measures to ensure the safety and security of all our people and collections, they are designed not to be intrusive. If you have any concerns, please don't hesitate to contact us or speak to us in advance.



A wall of wooden lockers with larger lockers at the bottom and smaller lockers at the top

Cafe and picnic area

The museum Cafe is located on the Ground Floor next to the information desk. The cafe is open from 10am – 4pm

The cafe serves hot and cold food, drinks and a kids' menu. You can check the menu on our website before you visit:


<https://www.liverpoolmuseums.org.uk/world-museum/floor-plan/cafe-world-museum>



Cafe with tables and chairs with wooden style flooring

The museum picnic area is on the Fourth Floor, near the lift landing area.

There is a selection of tables and chairs and a vending machine.



Picnic area with vending machine

Cafe and picnic area - continued

There are two sinks available to wash your hands within the picnic area.

This area is used to eat your own food and can be found on Floor Four



Sinks in picnic area

Shop

The World Museum Shop is located on the Ground Floor next to the museum cafe. The shop offers a variety of items including soft toys, games and gift items.

The shop opening hours are:



The access route to the museum shop, including white tables and coloured stuffed animals and games

Seating in the World Museum

There is a variety of seating available within the museum.

These include:

- Benches in the Ancient Egypt gallery
- Chairs in the cafe and picnic area
- Small bench style seating at each stair and lift landing point.



Wooden bench with armrest located in the Ancient Egypt gallery

Audio guides and Floor Plan

There are audio guides available for some collections across the museum. These also have transcripts

These include (but not limited to):

- The Aquarium
- Leafcutter ants
- Coffins of Howen-nefer
- The Stobart Tablets (Ancient Egypt gallery)
- Oviraptor Dinosaur egg

You can download the audio guides from our website at:

<https://www.liverpoolmuseums.org.uk/world-museum/audio-guide-world-museum>

Floor Plans:

There are not any physical floor maps available in the museum. However, there are further details about the Museum and room guides on our website here: <https://www.liverpoolmuseums.org.uk/world-museum/floor-plan>



Japanese Spider Crab which is featured as part of the audio guide


Moving between floors by lift

There are two lifts available, both have glass walls.

There is a platform lift in the Space and Time gallery on the 5th Floor

The lift dimensions are 1240mm in width and 1360mm in length.

This lift can support one wheelchair user and one accompanying passenger.



Passenger lift with glass walls and side handrails

Stairs to the galleries

The stairs have **blue handrails** on either side.

The surrounding walls of the stairs are glass

The steps have **13 steps per flight**, with a small landing space in between each flight.



Stairs with blue handrail and glass walls

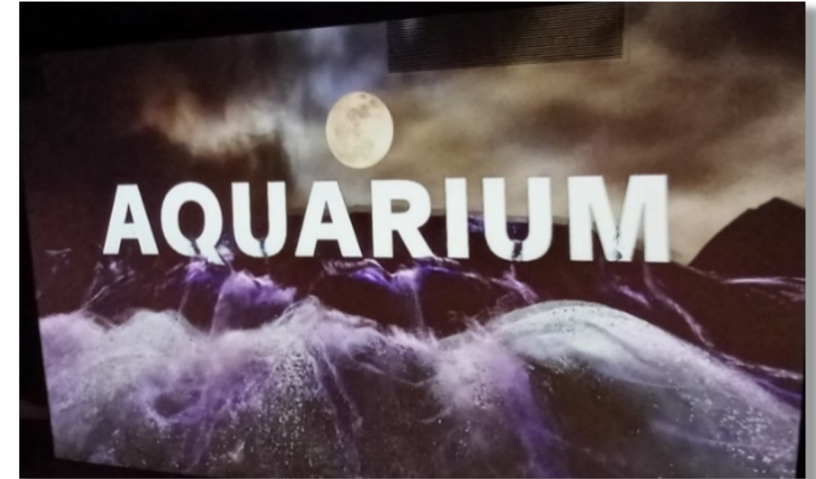
First Floor – The Aquarium

The Aquarium has tanks of sea animals and fish, including an octopus and axolotls.


Accessible formats: The gallery has **large audio-visual screens** of sea life, that include **captions**.

There are also text-based information panels providing you with quizzes such as ‘How many hearts does, and octopus have?’.

Trigger warning: Live animals can make unexpected and sudden movements. The space is kept relatively dark for the comfort of the animals.



Projected aquarium Signage using moving imagery.



Video area within the Aquarium

Second Floor - The Bug House

Trigger warning: This gallery has tanks of insects and arthropods such as spiders, scorpions and ants which are capable of sudden movements.

There are large models and images of spiders, butterflies and flies.

There is a large model of a spider above the door leading into the activity room.

Interactives: There are interactives available such as:

- Magic Moth Game
- Insect Sound Radio



Information labels with facts and different models and images of insects and bugs



Round table with tray and display cases and text in the background

Second Floor- Clore Natural History Centre

The centre has natural history collections for you to touch.

Stop and chat to our staff and ask them any questions you might have about the collections.

Trigger warning: Please note that within this part of the museum there are **dead insects and taxidermy animals** on display.

Interactives: Don't forget to open the large blue drawers within the Clore History Centre, here you will find a range of insects specimens.



A member of museum staff standing behind a selection of Natural History specimens

Third Floor- Ancient Egypt gallery

Interactives: The Ancient Egypt gallery includes sensory interactives such as smell and touch items for you to try.

Accessible format: There are audio- visual screens available telling the story about life in Ancient Egypt.

Trigger Warning: There is signage on the wall leading to displays of Egyptian mummified people (including children) in the gallery.

This area can be avoided if necessary. Speak to our staff if you have any concerns.



A floor map of Ancient Egypt 300 BC, located within the Ancient Egypt gallery

Third Floor- World Cultures gallery

Access route: When arriving at the World Cultures gallery you are required to walk through a yellow hallway with large font black writing on the walls.

Format: The object labels are visual, and text based.



Black text in capital letters on dark yellow background

There are QR codes available to further explore the collections here. Make sure to bring a smart phone to scan the QR codes.

Please be aware that you may need cellular data to access the QR codes.



Large display cases with wall mounted small object

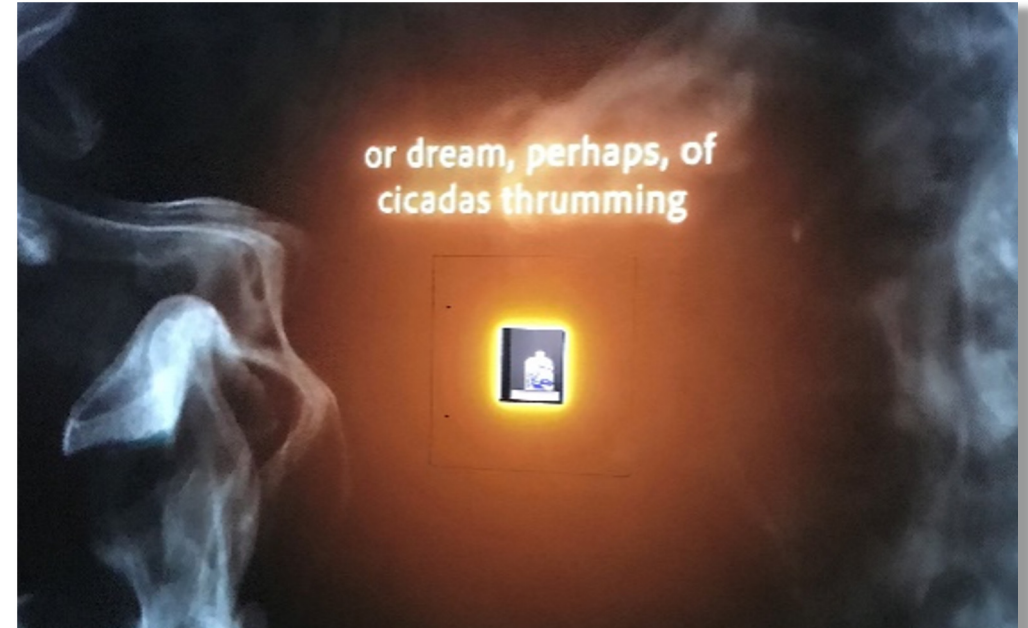
Third Floor- Art Installation: I, too, am a survivor

This room is dark, with black walls. There are a variety of ceramics encased within the walls.

The film starts on the hour and every 15 minutes with a two minute pause at the end, which has no moving image.

This art installation has creative captioning, and includes induction loops. There are patterns projected within the space.

Please be aware that the images may create motion sickness for some visitors. Please ask staff if you would prefer an alternative route.



Digital display with an orange surface surrounded by visual depiction of smoke, the creative captioning states 'or dream, perhaps of cicadas thrumming'

Fourth Floor galleries - Dinosaurs and The Natural World

Format: The information within this area is visual and text based.

Trigger warning: Within this area there are animal figures that could be frightening to some visitors. This includes polar bears and lions. There are images of hunted animals such as elephants in the gallery.



Skeletal remains of a dinosaur, with its back to the image, display cases and large display in the background.

Dinosaurs and the Natural World - continued


Access route: Some of the dinosaur bones are enclosed behind glass barriers.

Within this area you'll find the Steamy Jungles gallery, to access you are required to walk up a small staircase.

There are 12 wooden steps with two handrails either side. The steps have gaps in the risers.



Text and visual based information within this gallery



Dark green stairs with green balustrade

Fifth Floor - The Time and Space gallery

Access route and Platform lift: This gallery can be accessed via a small flight of steps which is next to a platform lift.

Noise levels: There are audio-visual screens on space with audio speakers not wands

You will also hear the famous David Bowie song- Space Oddity throughout the gallery.

You may want to use ear defenders or ear buds to support any sensory processing difficulties.



A large rocket is suspended from the ceiling with the boosters in the foreground. There are display cases and large screen in the background

The Planetarium

The Planetarium offers a variety of shows including 'The Little Star that could' which is recommended for younger children and 'From Earth to the Universe' which includes captions.

You can book tickets online or by phone via the box office on 0151 478 4444 prior to your visit or via our information desk on the day.

You can also access show transcripts and further information about the Planetarium via our website here:

<https://www.liverpoolmuseums.org.uk/whatson/world-museum/exhibition/planetarium#section--the-exhibition>

The Planetarium can accommodate two wheelchair users.

Please contact staff, if you would like a companion ticket.



Blue chairs and wheelchair space in the Planetarium

We hope you enjoy your visit

Address

William Brown St, Liverpool, UK L3 8EN

Visit our website for detailed directions

<https://www.liverpoolmuseums.org.uk/world-museum#section--getting-here>

Opening times:

Tuesday to Sunday 10am - 4pm

In summer venues close at 6pm, and there are additional closed days during the Christmas holidays, please check times before you travel.

Accessibility features

To find out more about our accessibility features please visit:

<https://www.liverpoolmuseums.org.uk/world-museum/access-and-facilities>

If you have any questions about accessibility at the World Museum, do contact us by:

Phone on 0151 478 4393 or

Email themuseum@liverpoolmuseums.org.uk

Our nearby Galleries

Museum of Liverpool

Pier Head, Liverpool, UK, L3 1DG

0151 478 4545

Walker Art Gallery

William Brown Street, L3 8EL

0151 478 4199

Maritime Museum and International Slavery Museum

Royal Albert Dock Liverpool, L3 4AQ

0151 478 4499

Lady Lever Art Gallery

Port Sunlight Village CH62 5EQ

0151 478 4136

Sudley House

Mossley Hill Road L18 8BX

0151 478 4016

Our venues are open all year round except on Mondays when they are closed, excluding Bank Holiday Mondays.

They are also closed on 24, 25, 26 & 27 December 2022.