



Maritime
Museum



International
Slavery
Museum

Maritime Museum and International Slavery Museum

Royal Albert Dock, Liverpool
L3 4AQ

Visual Story

National
Museums
Liverpool



Contents

- Welcome to the Maritime and International Slavery Museums
- Getting here
- Getting into the building
- Information desk
- Finding your way around
- Toilets and Baby Changing
- Changing Places toilets
- Cafe
- Seating
- Lifts and Stairs
- Basement gallery - Seized!
- Basement galleries - Emigration
- First Floor galleries - Lusitania: Life, Loss, Legacy
- First Floor galleries - The Battle of the Atlantic and Lifelines
- Second Floor galleries - Titanic and Liverpool
- Second Floor galleries - Life on Board
- Third Floor galleries - International Slavery Museum
- Contact information

Welcome to the Maritime Museum and the International Slavery Museum

This **Visual Story** will help you plan how to get in and around the museums and prepare for what you might see and do.

We are committed to making our Museums and Art Galleries as inclusive and accessible as possible and so we have thought about the needs of people with a wide range of disabilities and neurodiverse conditions like Autism, Dyspraxia and ADHD.

It's free to visit the Maritime Museum and the International Slavery Museum and donations are welcome. Both museums are in the same building sharing the same entrance.

This guide contains information about our main collections. We sometimes have to close certain rooms for maintenance.

If there is a room or object you particularly want to see, we recommend that you contact us to check availability.

Our contact details can be found on the last page of this guide.



A view of the outside of the Maritime Museum

Getting here

Transport: You can visit the Maritime and International Slavery Museums by bike, car, train, bus, ferry, or walking. Our website provides more details about different ways to get here:

<https://www.liverpoolmuseums.org.uk/maritime-museum#section--getting-here>

Accessible parking:

There are **3 accessible blue badge car parking spaces** which are located on the left side of the road, **opposite the Dr Martin Luther King Jr Building.**

There are **4 on street accessible car parking spaces** via the **approach road to the Royal Albert Dock. Charges apply for parking in both these areas.**

Guide Dogs are welcome. If you plan to visit with an assistance animal other than an assistance dog, please get in touch 7 days prior to your visit to discuss your request with us so we may best accommodate your visit where reasonably practicable.



View of the Albert Dock from the picnic area with the Dock basin in the foreground

Getting into the building

There are steps with handrails for support or a ramp to gain access to the museum main entrance.

The ramp may be steep for some wheelchair users, cane or crutch users, there is an alternative entrance via the Quayside



Concrete steps, black handrails and black bollards located outside the main entrance

There are automatic doors which lead to the Information Desk. The glazing is curved but directly opens and is not a rotating door.



Automatic doors leading to the information desk

Information Desk

The information desk is on the Ground Floor. This area is used as meeting places for our visitors and school groups.


Our staff wear bright pink lanyards, grey/black polo tops and name badges. Do ask our staff if you have any questions about your visit.

Extra support for your day: we have 2 wheelchairs available to borrow, please ask staff for more information.

Fire Alarm: If the fire alarm sounds, please follow staff instructions and ask for assistance if required. Fire alarm tests are planned, if unexpected loud noises are a concern to you, please call the museum in advance to check when the next test will take place.

Lockers: Can be hired for £2 plus a £3 refundable deposit when you empty your locker and return the wristband. You can purchase a wristband for the lockers at the information desk.

There are several lockers available at a variety of heights and sizes.



Information desk with 'Welcome' sign

Finding your way around

There are not any physical floor maps available in the museum. However, **there are floor level indicators on the lifts.**

There are further details about the Museums and a Room Guide via our website:

<https://www.liverpoolmuseums.org.uk/maritime-museum/maritime-museum-floor-plan>

Our staff are happy to help you with any questions about finding your way around the museums.

Security:

Our security team will help ensure you have an enjoyable visit. We do use security measures to ensure the safety and security of all our people and collections, they are designed not to be intrusive. If you have any concerns, please don't hesitate to contact us or speak to use in advance.



Floor map between the lifts


Toilets and Baby Changing

There are toilets opposite Quayside Cafe and available on every level.

Do contact the museum ahead of your visit if you would like further information.

There are gender-neutral accessible toilets available on all floors apart from the Basement and Ground Floor where male and female facilities are available.

Baby Changing Facilities: Baby Changing Facilities are located on the Ground Floor near the cafe.




Two dark-coloured doors with a visual symbol of a toilet and the international symbol for disability.

Changing Places toilet

There is a **Changing Places toilet on Second Floor operated via a RADAR key**. You can get a RADAR key from the information desk if required.

There is limited signage to this facility. However, it is located at the back of the Titanic Exhibition.



Approach to the Changing Places toilet

There is a stoma shelf in this facility.

Further information can be found on the Changing Places website: <https://www.changing-places.org/find?toilet=411>

You do not need a RADAR key for the accessible toilets.



Changing places toilet

Cafe

The cafe is located on the Ground Floor, here you will find a variety of hot and cold food, with a selection of cakes.

The cafe menu is located at the back of the ordering counter, please speak to our staff about any allergies you may have.

Please find more information about the cafe including details of the menu on our website: <https://www.liverpoolmuseums.org.uk/maritime-museum/maritime-museum-cafe>



Outside entrance of the cafe area

Museum Shop

The Maritime Museum and International Slavery Museum shop is **located next to the information desk**, on the Ground Floor, and is **small in size**, with limited space for maneuvering.

The shop currently sells a range of items including books and gift items.

The shops opening hours are the same as the Museum.



Photograph of two men browsing the Museum shop

Seating


The seating available at the Maritime Museum and International Slavery Museum consists mainly of benches.

There is a variety of seating at the lift landing areas.



Wooden bench with dark grey metal armrest

There is black metal seating available in the **Seized!** and **Emigration Basement galleries**. This has a limited contrast to the surrounding area.



Black metal bench seating in Emigration gallery in the basement

Getting between floors by lift

There are four floors to the Maritime Museum and International Slavery Museum. Please note the Fourth Floor is conference and events space only.

There is a steel passenger lift which is 2390mm deep and 1380mm in width.

The lift has two handrails and a back mirror to help with wheelchair reversing. There is visible signage for floor indication

This lift can be used by any type of wheelchair with other passengers.



Inside the lift

Getting between floors by stairs

There are stairs at the Maritime Museum and International Slavery Museum.

The stairs have handrails on either side.

Visitors may hear people walking up and down the stairs.

Ear defenders and ear buds are useful to wear in the Ground Floor gallery to reduce anxiety from background noise of the stairs and neighbouring galleries.




Stairs with grey handrails

Basement galleries – Seized!

In **Seized! galleries** you can find out about the work of Border Force officers at our ports and airports and how they stop smugglers.

There is a flight of stairs in the foyer which takes you to the Seized! gallery. An alternative route is via the main lift on the Ground Floor.

Interactives: There is a selection of interactives, including steering your own ship and how to examine goods like an enforcement officer.



Seized: The Border and Customs Uncovered with audio-visual screen

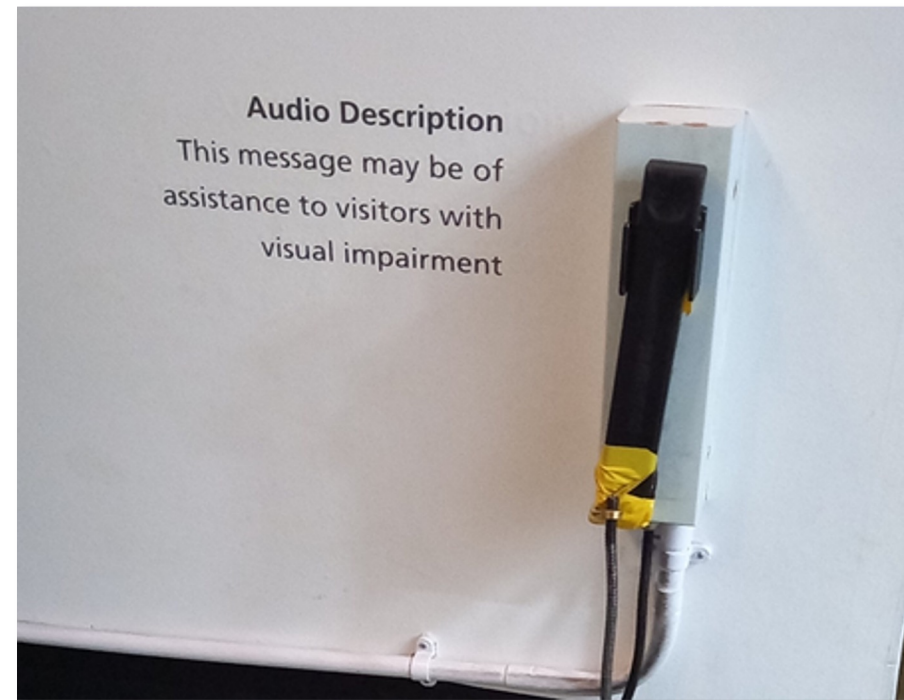
Seized! - continued

Format: Information is text and case based, there are images of animals and seized objects which are made from animals throughout this gallery..



Three photographs of seized items

Audio Description: There is audio description available to describe the layout of the gallery. These are usually located at the start of the gallery, however if you have specific requirements do contact staff at the museum.



Audio description facility

Basement galleries - Emigration

This gallery is about emigrants to the new world, and it includes life-like models of Victorian travellers.

Format: There is a selection of audio-visual stories and objects about emigration. The audio-visual stories include closed captions

Lighting and sound: There are low light levels within this area. Mannequins are placed round the gallery and include sound; some mannequins are not in sightline. There is a figure with a dog which you can hear growling.



The cobbled floor area leading to the emigration galleries

Access route: There are additional figures in darkened areas and a mock street scene which have shadows and uneven floor surfaces.

This is an area which can be avoided if required.



Life like mannequin figure of a man and taxidermy dog

First Floor galleries – Lusitania: Life, Loss, Legacy

This exhibition is about the sinking of the Liverpool ship, Lusitania, during World War One.

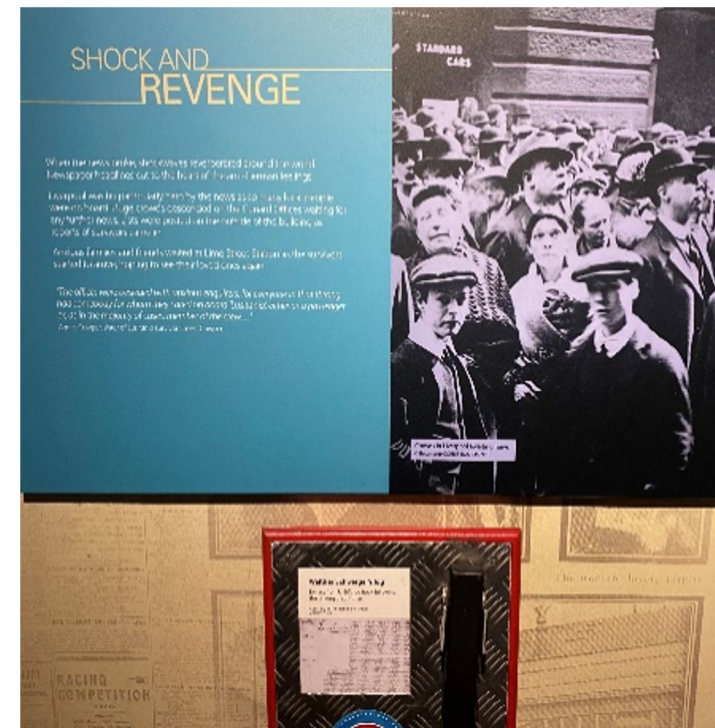
Format: The information is visual, and text based. There are wands which give specific information about objects and historic narratives.



Freestanding information panel titled Lusitania: Life, Loss and Legacy

Sound: There is recorded background music (Piano music and brass band) playing in the gallery. Ear defenders and ear buds are useful to wear in this gallery.

Lighting: The spotlights and backlit panels can be bright; sunglasses or tinted lenses may be useful to wear in this gallery.



Information panel titled Shock and Revenge with sound wand of Walther Schwieger's log entry.

First floor galleries continued

The Battle of the Atlantic and Lifelines gallery

Trigger Warning: There is a film on a large screen which shows storm at sea, which could make you feel seasick or motion sickness. There is a wide entrance to the screen to turn away. This can be seen from the lift landing area.

Website: There is text-based information regarding the Battle of Atlantic on our website here: <https://www.liverpoolmuseums.org.uk/maritime-museum/battle-of-atlantic>



Entrance to the Battle of the Atlantic gallery

Second Floor galleries – Life on Board

The gallery explores the fascinating stories of Liverpool’s seafarers and passengers.

Format: There are **closed captions** available above the case on the Cunard White Star Line for the spoken soundtrack in the gallery and for the case about Gertrude Walker. There is a wall mounted audio description unit for the Life on Board galleries.



Life on Board display with objects and costume from the collection of Gertrude Walker. Captions are available for the sound files on the top frame of the case.

Access route: Take care when walking through this gallery, there are **multiple free standing white walls**.

Seating: There is a wooden bench located near the figure heads within the Life on Board collection.



Access route within the Cunard White Star Line collection.

Second Floor galleries – Titanic and Liverpool: the untold story

Format: Information is visual, and text based with backlit information panels. **Sunglasses or colour tinted glasses may help if you are sensitive to light.**

There are text-based articles and **videos (with closed captions)** available on our website:

<https://www.liverpoolmuseums.org.uk/maritime-museum/titanic>

Interactives: There are **sound wands and speaker audio** available in the gallery. There are smell pots available in the gallery (with lids).

Trigger warning: There are some themes in the exhibition which may be upsetting for some visitors including the sound of panic, description of a ship sinking and descriptions of people in peril.




Touch and smell interactives. Information is placed on solid red background with white text

Titanic and Liverpool – continued

Sound levels: There is a soundtrack telling the story about Titanic. The sound levels in this section of the gallery can reach the volume of a washing machine.

Please note the speakers are located within the middle of the gallery near the seating area.



Wooden benches located against a black wall. This is the comparatively quieter area of the Titanic gallery for sound levels

Lighting: There is strong lighting in this area towards the centre of the exhibition in the seating area. A quieter area, away from high light levels is at the back of the seating area.

Audio Description: There is a wall mounted audio-description wand at the entrance to the Titanic galleries.



Ceiling mounted spotlights within the Titanic gallery

Third Floor galleries - International Slavery Museum

The International Slavery Museum is the only museum of its kind to look at aspects of historical and contemporary slavery as well as being an international hub for resources on human rights issues.

Interactives: There are sound wands available throughout the gallery, some including African music. There are pull out drawers to explore.

Enslavement Trigger Warning:

This section of the Enslavement and the Middle Passage Legacy gallery has themes, objects, images, artworks and film footage which visitors may find triggering and upsetting. The film includes scenes of trauma and vomiting.

There is an alternative access route available at this point if necessary.



Information on Racism and discrimination printed on blue background and placed on white wall with low level blue drawers with silver coloured pull handle.

International Slavery Museum - continued

Access route: The corridor from the lift is wide. There is a tactile plan of the gallery with sound wands of different languages. When arriving at the International Slavery Museum there is a seating point on entry.

There is an enclosed seating area that provides easy access for wheelchairs located near the end of the gallery.



'International Slavery' written and tactile on a grey wall

Format: There are Audio Visual screens in this corridor with closed captions. Some have BSL (British Sign Language). The majority of the information provided on collections is text and visual based.

Lighting: There is some shadow and glare from the spotlights on collection information points, particularly within the African Objects collection. Sunglasses and tinted lenses would be useful here if you are sensitive to light.



Sound wand with push button options with audio excerpt written by people with direct experience of enslavement

We hope you enjoy your visit

Address:

Royal Albert Dock, Liverpool L3 4AQ

Visit our website for detailed directions

<https://www.liverpoolmuseums.org.uk/maritime-museum#section--getting-here>

Opening times: Tuesday to Sunday 10am - 4pm In summer venues close at 4pm and opening hours vary during the Christmas holidays, please check times before you travel.

Accessibility features

To find out more about our accessibility features please visit:

<https://www.liverpoolmuseums.org.uk/maritime-museum/access-and-facilities-maritime-museum>

If you have any questions about accessibility at Maritime and International Slavery Museums do contact us by:

Phone on 0151 478 4499

or

Email maritime@liverpoolmuseums.org.uk

Email ismenquiries@liverpoolmuseums.org.uk

Our nearby Galleries

Museum of Liverpool

Pier Head, Liverpool, UK, L3 1DG

0151 478 4545

World Museum

William Brown Street, L3 8EN

0151 478 4393

Walker Art Gallery

William Brown Street, L3 8EL

0151 478 4199

Lady Lever Art Gallery

Port Sunlight Village CH62 5EQ

0151 478 4136

Sudley House

Mossley Hill Road L18 8BX

0151 478 4016

Our venues are open all year round except on Mondays when they are closed, excluding Bank Holiday Mondays.

They are also closed on 24, 25, 26 & 27 December 2022.