



Sudley
House

Sudley House

Mossley Hill Road, Liverpool,
L18 8BX

Visual Story



Contents

- Welcome to the Sudley House
- Getting here
- Parking
- Access route to the house
- Doors and main entrance
- Information desk
- Key facilities
- Floor plans
- Seating
- Cafe and picnic area
- Toilets and baby changing
- Ground Floor galleries – Main Hall
- Ground Floor galleries – Library
- Ground Floor galleries – Garden Hall
- Getting between floors by lift and stairs
- Lift landing area
- First Floor galleries – Exhibition Space
- First Floor galleries including Childhood Rooms
- Ground Floor – External Grounds
- The Hillsborough Memorial Rose Garden
- Contact information

Welcome to Sudley House

This **Visual Story** will help you plan how to get in and around the house and prepare for what you might see and do.

We are committed to making our Museums and Art Galleries as inclusive and accessible as possible and so we have thought about the needs of people with a wide range of disabilities and neurodiverse conditions like Autism, Dyspraxia and ADHD.

It's free to visit Sudley House and donations are welcome.

This guide contains information about our main collections. We sometimes have to close rooms for maintenance.

If there is a room or object you particularly want to see, we recommend that you contact us to check availability.

Our contact details can be found on the last page of this guide.



The main entrance to Sudley House

Getting here

Transport: You can visit Sudley House by bike, car, train, bus, or walking. Our website provides more details about different ways to get here:

<https://www.liverpoolmuseums.org.uk/sudley-house#section--getting-here>

The main entrance to Sudley House is signposted for cars and walkers from Aigburth Road.

Please be aware that the walking route to Sudley House has narrow pathways.

On Mossley Hill Road there is only one pathway, you must cross the road to reach the main gates.

Guide dogs are welcome. If you plan to visit with an assistance animal other than an assistance dog, please get in touch 7 days prior to your visit to discuss your request with us so we may best accommodate your visit where reasonably practicable.



The pedestrian route to Sudley House via Aigburth Road

Parking

There is free parking available at Sudley House, but **parking is limited.**

There are 2 accessible parking spaces directly outside the main entrance.

There are spaces to drop off directly outside of Sudley House, but these are not designated.



2 accessible parking spaces outside the main entrance of Sudley House

Access route to the house

To get to the main entrance of Sudley House you need to walk through the grounds. This space includes runners, cars and the local dog walkers.

The grounds of Sudley are uneven and include fallen leaves during Autumn/Winter months.

The surrounding areas can get dark due to the limited lighting particularly during the winter months.

Entrance via the courtyard:

We open the courtyard entrance to Sudley House during the summer. This can be accessed through the Hillsborough Memorial Rose Garden.

Please note that this entrance includes steps with no handrails.



The access route within the Sudley House grounds, contains trees and uneven surfaces including potholes

Doors and main entrance

You will find a small porch entrance and a large doorway with visual signage of the main entrance of Sudley House.

Outside the main entrance there is a slope to gain access to the building.

When walking through the doorway there is a large heavy door that is propped open during opening hours which leads to another heavy entrance door, staff are based at this door and can assist if required.

Security:

Our security team will help ensure you have an enjoyable visit. We do use security measures to ensure the safety and security of all our people and collections, they are designed not to be intrusive. If you have any concerns, please don't hesitate to contact us or speak to use in advance.



The main entrance to Sudley House

Information desk

The information desk is located to the left of the main entrance. **There is an induction loop at the information desk.**

Our staff wear bright pink lanyards, grey/black polo tops and name badges.

Extra support for your day: we have 1 wheelchair available to borrow and assistance dog drinking bowls. Please contact us ahead of your visit to ensure these are available.

Quiet area: Although we don't have a designated quiet area, please feel free to use the Learning Suite on the first floor if available.

Fire Alarm: If the fire alarm sounds, please follow staff instructions and ask for assistance if required. Fire alarm tests are planned, if unexpected loud noises are a concern to you, please call the museum in advance to check when the next test will take place.

Lockers: There are currently no lockers available at Sudley House

Buggy Park: Buggies can be left on the Ground Floor. Please ask staff for assistance.



The information desk

Key facilities

Key facilities located on the Ground Floor:

- Information desk
- Historic Room Settings
- Male, Female and Accessible Toilets
- Baby changing facilities
- Picnic area/ cafe

On the first floor you will find the following facilities

- Learning Suite
- Community room
- Landing gallery
- Temporary exhibition space
- Childhood rooms
- Small World
- Gender-neutral and Accessible toilets



Chaise longue in one of the historic room settings on the ground floor

Floor plans

There are currently no maps available for navigation and there is limited signage within the house.

We recommend you view the floor plan of Sudley House before your visit which can be found on our website:

<https://www.liverpoolmuseums.org.uk/sudley-house/sudley-house-room-guide-and-collection>



Floor plan of the Ground Floor at Sudley House

Seating

There are no seating or perching areas in the entrance hall, however staff can provide seating if required.

Seating can be found in:

- Library
- Garden Hall
- Dining Room
- Cafe
- Learning Suite
- Community Room
- Small World

Benches are also available in the Temporary Exhibition Space

External benches and seating are available in the Courtyard and Hillsborough Memorial Rose Garden



Single seat style benches in the temporary exhibition space



Seating in the Community Room.

Cafe

The cafe is located on the Ground Floor of Sudley House

To access, you will need to travel down a ramp.

During peak periods in the summer the courtyard (accessed via the back of the house or down some steps from the main house) can get busy. Please contact our staff about quieter areas of the house.



The cafe with beige and black patterned flooring with wooden chairs and tables.

Accessible information

Information on the collections is available in text-based, laminated handouts located at the entrance of the main hall and historic rooms on the Ground Floor.

Information, objects and paintings are visual based but **there is an audio guide available via our website**

<https://www.liverpoolmuseums.org.uk/sudley-house-audio-guide#section--pause-and-play>

The Conservatory, Small World gallery and the Exhibition gallery are currently not included within the audio guide.



The freestanding Main Hall gallery Information Point with holder for laminated information on the objects within the rooms

Toilets and Baby Changing

There are accessible toilets on both floors of the house:

- Ground Floor to the right of the information desk
- First Floor located within the Gender-Neutral toilets



The accessible toilet on the Ground Floor with white vertical and horizontal grab rails, toilet accessories and toilet

Baby Changing facilities: Located within the Ground Floor accessible toilet. The baby changing unit is not height adjustable.

Changing Places: We currently do not offer a Changing Places facility at Sudley House. For the nearest facility you can visit the Changing Places website:

<https://changingplaces.uktoiletmap.org/>



The accessible toilet with fixed height baby changing unit, pull down and vertical grab rails

Toilets - continued

The female toilet is located next to the baby changing area on the Ground Floor. There are 3 cubicles, including 1 for ambulant mobility.

The male toilet is located opposite the baby changing and Ground Floor accessible toilets. There is 1 cubicle and 2 urinals.

There are gender-neutral toilets located on the First Floor, next to the learning suite. There are 2 cubicles, 1 for people with ambulant mobility.



The Ambulant Mobility toilet. Includes fixed height toilet, two freestanding horizontal grab rails, bin and toilet roll dispenser

Ground Floor galleries


The Ground Floor is where most of fine and decorative artworks are on display.

It's made up of the Main Hall, Library, Garden Hall, Drawing Room, Dining Room and Morning Room.

The Main Hall

The Main Hall is located near the information desk, here you will find a variety of fine artwork and sculpture.

Access route: When walking through the Main Hall you will find 2 pillars and low-level displayed collections, please take care when viewing.



The main hall gallery, contains white pillars, staircase and marble sculpture

The Library

The Sudley House library is to the left of the information desk, here you will find a variety of paintings including those of the Holt family, who lived here.

Access route: The library is spacious and has an adequate access route. **Please be aware of low ground humidifiers.**

Seating: There is one round table and 6 chairs surrounding, Visitors may sit at the table, but eating is strictly prohibited. If you need assistance, do let staff know.



The Library gallery contains wooden floors, round table and chairs and a variety of paintings and collections

The Garden Hall

The Garden Hall has a selection of fine artwork and a large Persian style rug



The Garden Hall gallery with a wooden floor, large Persian style rug and fireplace, with a single seat available

Access route: We ask visitors to take care when walking through the Garden Hall due to the 2 large ceramic vases which are placed on the low dark coloured plinths next to the windows



A large ceramic vase placed on low plinths next to the windows of the Garden Hall gallery

The Morning Room

This room was used by Emma Holt as her office after her father died, here she worked with the early Liverpool University and many health charities.

Look out for: There is a large desk placed at the back of the room with items used by Emma Holt.

There are paintings within this room that celebrate LGBTQ+ community.



The Morning Room gallery, contains wooden flooring, rug and wooden desk



A wooden desk with objects used by Emma Holt placed on its surface

Getting between floors by stairs and lift

The main staircase can be found in the Main Hall. It can be identified by the red carpet.

There is one glass lift which can also be found in the Main Hall.

The lift dimensions are suitable to support one wheelchair user. The lift also has:

- Non-tactile push button for request of the lift
- **Tactile and braille push buttons** inside the lift
- 2 grab rails
- Black rubbered flooring

Please note there is no back mirror within this lift.

When entering the lift please be aware of the bright backlight behind the lift buttons. The buttons are embossed and include Braille.



The main staircase, located in the Main Hall gallery



Inside the glass lift

Lift landing area


Within the Ground Floor lift landing area, there is a floor plan. Please feel free to take a picture of this.

Look out for: Before making your journey to the First Floor using the lift, there are green curtains to look behind.

There are light sensitive paintings here.

Format: For information on these paintings listen to our audio guide.

<https://www.liverpoolmuseums.org.uk/sudley-house-audio-guide>



Floorplan diagram on a black background with white illustration and text



The green curtains which have light sensitive paintings behind them

First Floor galleries – Landing gallery

The Landing gallery is between the lift and stairs landing area, follow the red carpet and you will find a variety of artwork.

Format: The paintings within the landing gallery visual and text based. Our staff will be happy to help you explore the paintings further.

Look out for: many of the paintings include animals, why not bring your own small furry toy along to view the beautiful artwork, you might even see your own furry friend in the paintings.



View of the First Floor landing gallery



An example of the animal paintings displayed. This is called 'Red and Blue Macaw' by Henry Stacy Marks (1829-1898)

Learning Suite and Community Room

Learning suite

The Learning Suite is located next to the gender-neutral toilets.

This facility is used for large groups such as schools and special events.

Quiet space: When the learning suite is not being used, we offer this as a quiet room.

Please note that you can often hear noise from the extractor fan located in the gender-neutral toilets.

The Community Room

The Community Room is located ahead of the lift exit on the First Floor.

This space is used for arts and crafts, please ask our staff about any activities scheduled for that day.

Light Levels: This room has natural light and views of the Courtyard and park.



Table and chairs available in the learning suite



View of the Courtyard from the Community Room

Exhibition Space

This is an interchangeable space of new displays and content. Check our website for the latest exhibitions

Access: There are 2 rooms to the temporary exhibition space. **There is a slight floor level change, walking between the temporary exhibition room please take care.**

There is limited information on some of the paintings within this space, however, ask our staff to explore pictures with you.

There are currently no other accessible formats available for the temporary exhibition information.

Lighting: Please note within the upstairs galleries the lights are motion censored



The temporary exhibition space which shows the spotlights for artworks and information



Circus Maximus' c1876 by Jean Leon Gerome (1824-1904)

The Childhood Rooms

The Children's Room is a place to explore the history of toys and dolls

Content: Find out some interesting facts about children within the 19th Century.

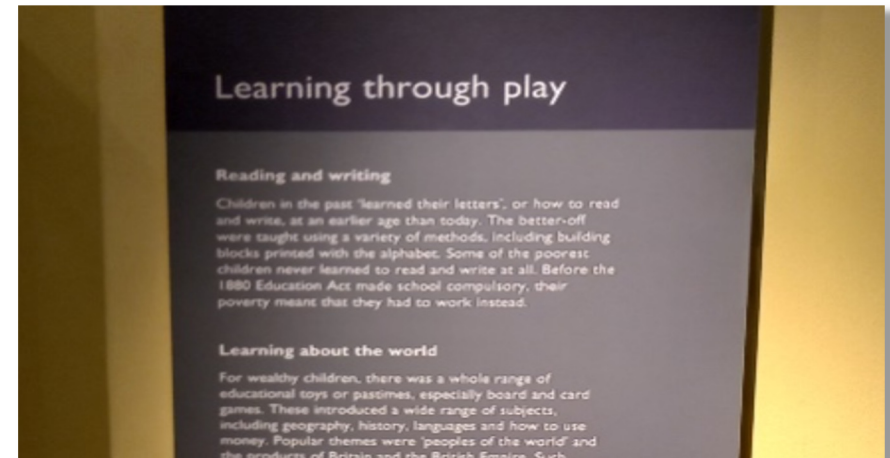
There is a quiet reading area with a bench located inside the children's room where you can stop, rest and have some down time.

Format: The collections and information displayed within this gallery is visual and text based.

We don't currently offer an audio guide for The Children's Room.



Dolls of different ages in a variety of clothing



Information panel which is text and image based

Small World

Small World is our interactive play area for young people. Here you will find encased displays of an nineteenth century dolls house.

Interactives: Some of the interactives we offer are jigsaws and magnetic games as well as a variety of colouring sheets.

Access route: **Small World is one of the smallest rooms in the house**, so please take care and seek the help of our staff if needed.

Format: The collections and information displayed within this gallery is visual **and we currently do not offer audio guide for this part of the Gallery.**

Lighting: The light in the upstairs galleries are motion censored.



A large toy doll house in a display case with wall mounted label



Colouring activity in the Small World room

Ground Floor External Grounds

The Courtyard: This area is used within the summer months as an extension to the picnic area.

Access route: To access the Courtyard you use the automatic doors located next to the picnic area. Beyond the automatic doors are five large grey steps, with a small, raised platform area at the bottom of the stairs.

There are low level flowerpots within the courtyard and **the flooring is uneven.**

Conservatory: The conservatory is not open to the public, but it can be viewed through the glass doors within the courtyard.

Access route: The access route to the conservatory is inaccessible for wheelchair users from the main house but possible from the grounds. There is text-based information on the conservatory next to the cafe.



Access route to the Courtyard, contains white doors leading to large grey stairs

The Hillsborough Memorial Rose Garden

The Hillsborough Memorial Rose Garden is located at the back of Sudley House.

Access route: To access this area follow the pathway located to the left of Sudley House. At the end of the pathway the entrance gates are to your right.

This pathway to the garden is sloped and uneven.

Within the Hillsborough Memorial Rose Garden there are 3 levels, there are no handrails for the steps

Seating: There are 8 wooden benches available within the garden, however all the benches are accessed by steps.



Brass plaque reads The Hillsborough Memorial Rose Garden



Stone slab steps located in the Hillsborough Memorial Rose Garden. These can be uneven.

We hope you enjoy your visit

Address:

Mossley Hill Road, Liverpool, L18 8BX

Visit our website for detailed directions

<https://www.liverpoolmuseums.org.uk/sudley-house#section--getting-here>

Opening times: Tuesday to Sunday 10am - 4pm

In summer venues close at 6pm and there are additional closures during the Christmas holidays, please check times before you travel

Accessibility features

To find out more about our accessibility features please visit:

<https://www.liverpoolmuseums.org.uk/sudley-house/access-and-facilities-sudley>

If you have any questions about accessibility at Sudley House, please

Phone on 0151 478 4016

or

Email sudley@liverpoolmuseums.org.uk

Our nearby Galleries

Museum of Liverpool

Pier Head, Liverpool, UK, L3 1DG
0151 478 4545

World Museum

William Brown Street, L3 8EN
0151 478 4393

Walker Art Gallery

William Brown Street, L3 8EL
0151 478 4199

Maritime Museum and International Slavery Museum

Royal Albert Dock Liverpool, L3 4AQ
0151 478 4499

Lady Lever Art Gallery

Port Sunlight Village CH62 5EQ
0151 478 4136

Our venues are open all year round except on Mondays when they are closed, excluding Bank Holiday Mondays. They are also closed on 24, 25, 26 & 27 December 2022.